




Sensors - Vehicle Data and Power

P/N	VDPOBD	VDPMOD-OBDD	VDPHD9	VDPHD6
Typical Application	Passenger vehicles and light trucks Since 2008 (Some models since 2003)	Passenger vehicles and light trucks Since 1996	Heavy trucks Since 2003	Heavy trucks Since 1996
Connector	OBD-II (SAE-J1962)	OBD-II (SAE-J1962)	Deutsch HD 9 contacts	Deutsch HD 6 contacts
Readings per second	50	5	1000 for J1939 50 for J1708/J1587	50
Fuel consumption				
Protocol	ISO15765-4 (OBD on CAN)	ISO15765-4 (OBD on CAN) ISO-14230 (KWP2000) ISO9141 SAE-J1850PWM SAE-J1850VPW	SAE-J1939 SAE-J1587/J1708 SAE-J1922	SAE-J1587/J1708